

Appendix 3 – Groupings



Groupings



Nest
Students stand apart and whisper their ideas to themselves




Pairs
Two students talking together




Trios
Three students talking with each other. Two students have a discussion while the third observes then summarises and critiques




Traverse
Pupils stand in two parallel lines opposite a speaking partner.



Circle (of 6 to 12 students)
A group of six students face each other in a circle. Pupils step inside the circle individually and speak to the group, considering their audience, maintaining good eye contact and using appropriate body language.



Onion
Students form an inner and outer circle. Up to six pupils stand back-to-back in the inner circle, with each facing a partner on the outer circle.



Coaching Onion/Fishbowl
A coaching onion is a useful tool for switching discussion partners as pupils on the inner circle can rotate to face someone new. It also allows students to contribute ideas to a larger group without worrying about speaking to them all at once. A fishbowl enables the outer circle to observe the inner circle's discussion.