

Appendix 2 - WCF survey results

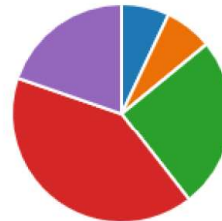
The following shows results of the final reflection survey for students who took part in the project (one practitioner's students at WFC) and results from other practitioners' students at WFC who did not take part. The questions between the two surveys differ because of the letter writing component, but five of the same questions were mirrored across both sets of students. Unfortunately, the department-wide survey only managed 100 responses at the time of writing, which equates to only around 30% of total active student's views.

Question comparisons and results are shown as OTLA student's replies, and wider English department student replies, as follows:

OTLA students:

1. On a scale of 1 to 5, how do you feel about your progress this year?

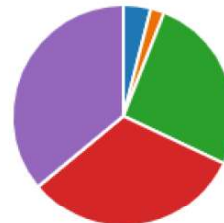
1: Not very confident	5
2	5
3	18
4	29
5: Happy, I've worked well and...	14



WFC students (non-OTLA):

1. On a scale of 1 to 5, how do you feel about your progress this year?

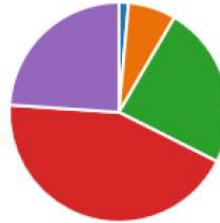
1: Not very confident	4
2	2
3	26
4	32
5: Happy, I've worked well and...	36



OTLA students:

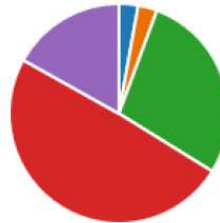
2. On a scale of 1-5, how do you feel you have developed your reading skills?

1: I still find reading difficult a...	1
2	5
3	17
4	31
5: I've made good progress an...	17



3. On a scale of 1-5, how do you feel you have developed your writing skills?

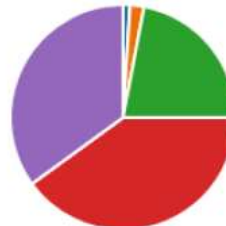
1: I still find writing difficult an...	2
2	2
3	20
4	35
5: I feel confident writing, and ...	12



WFC students (non-OTLA):

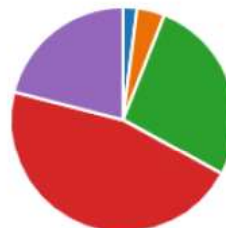
2. On a scale of 1-5, how do you feel you have developed your reading skills?

1: I still find reading difficult a...	1
2	2
3	22
4	40
5: I've made good progress an...	35



3. On a scale of 1-5, how do you feel you have developed your writing skills?

1: I still find writing difficult an...	2
2	4
3	27
4	46
5: I feel confident writing, and ...	21



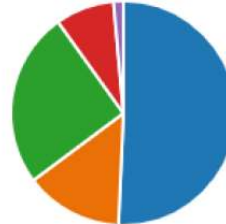
From the questions 2 and 3 respondents across both sets of students we could say there are a similar percentage of students who feel they have progressed more so in their reading skills than their writing. However, the low number of total respondents from non-OTLA students makes it difficult to directly compare the statistics (i.e.

around 81% of OTLA students responded to the survey versus around 30% of non-OTLA students).

OTLA students:

6. Do you prefer to work online or in class for this subject?

● In class	36
● Online	10
● A mixture of both	18
● Don't mind	6
● Not sure	1



WFC students (non-OTLA):

4. Do you prefer to work online or in class for this subject?

● In class	35
● Online	13
● A mixture of both	36
● Don't mind	11
● Not sure	5



Interestingly, 32% of OTLA students preferred to study GCSE English either via a mixture of face-to-face/online learning (or didn't mind) versus 47% of non-OTLA students. As we can see above, there is a significant (though small) majority of students who preferred face-to-face sessions from the OTLA group (51%) against 35% from the rest of the department.